

CARIEND[®]

FOR PATIENTS

RECEIVE YOUR MEDICAL
RECORDS VIA EGNYTE
SECURE FILE TRANSFER



STEPS TO RECEIVE RECORDS VIA ELECTRONIC TRANSFER

At Cariend, it is our utmost priority to keep patient information secure and provide release of information in the most HIPAA-compliant and efficient manner so patients can receive the continued care they need.

Secure electronic transfer is much faster and more secure than alternative methods such as fax or mail when dealing with hundreds or thousands of pages per patient medical record.

Egnyte is a simple to use, HIPAA-compliant secure file sharing platform. You do not need an account with Egnyte to download your records. All you need is an email address and internet browser. You can then print or save records to your desired location. If you do not have a computer or personal location to save your records, we recommend having records transferred directly to your new provider.

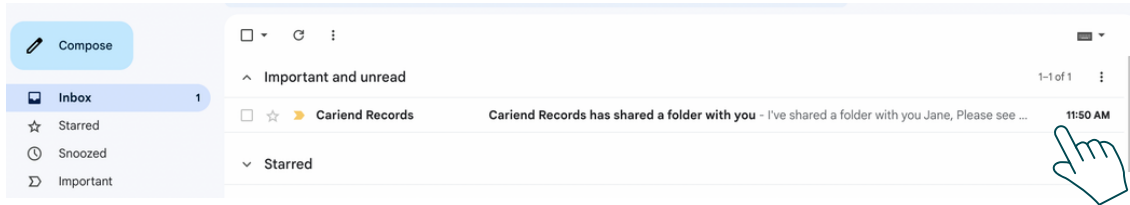
We've provided the below instructions to walk you through our very simple process for electronic transfer.

We appreciate the opportunity to assist with your request!

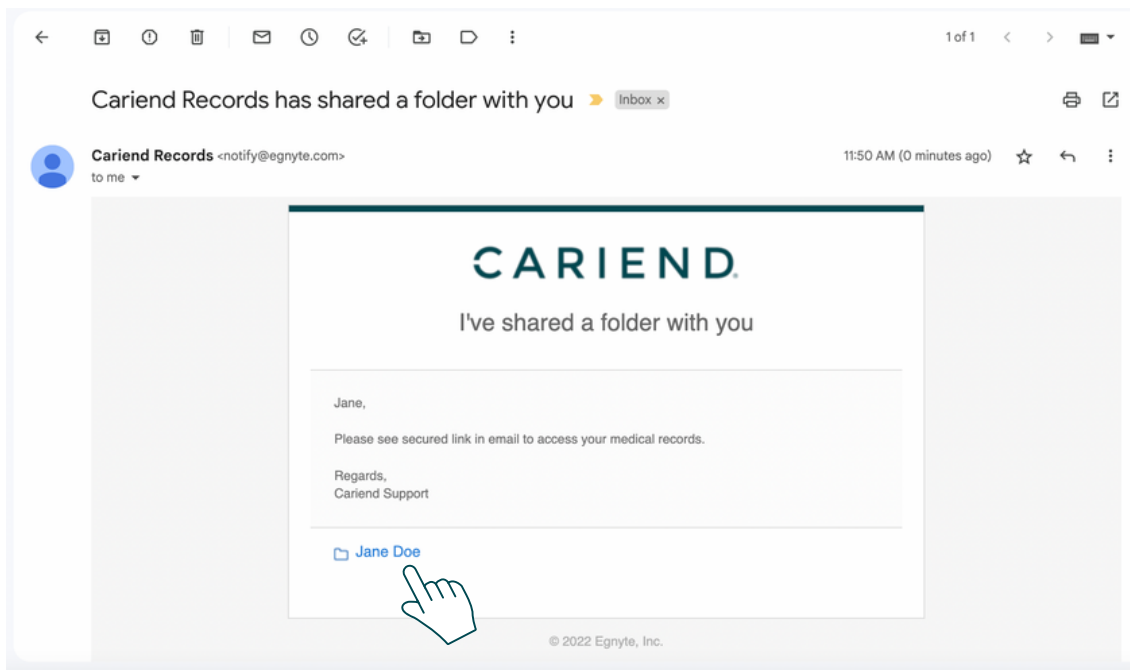


STEPS TO RECEIVE RECORDS

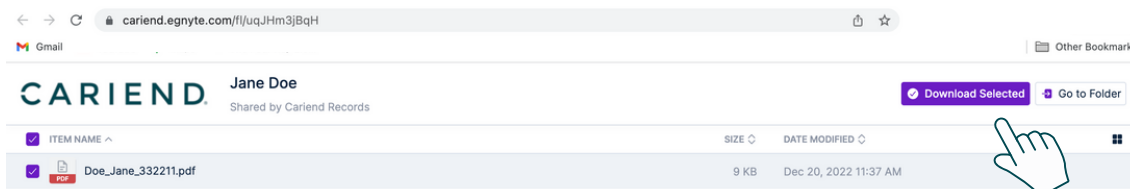
1. You will receive an email from notify@egnyte.com with the subject line "Cariend Records has shared a folder with you".



2. Within the email, select the blue [folder link](#) to access your medical records.



3. Select your file and click [Download Selected](#) to download and save medical records to your desired location.



Still have questions?

Visit our FAQ section at www.cariend.com/request-records or email support@cariend.com

